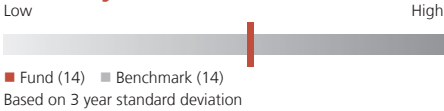


Volatility meter



SPECIALTY

Code 8326 / EMXBR

Manulife BlackRock Emerging Markets Index Fund

How the underlying fund is invested


Composition



Equity Industry



Geographic split



Top holdings within the underlying fund

(As at June 30, 2020)

Alibaba Group Holding Ltd DR	7.04%
Tencent Holdings Ltd	6.33%
Taiwan Semiconductor Manufacturing Co Ltd	4.49%
Samsung Electronics Co Ltd	3.60%
Naspers Ltd	1.39%
Meituan Dianping	1.35%
China Construction Bank Corp	1.34%
Reliance Industries Ltd	1.10%
Ping An Insurance Group Co of China Ltd	1.02%
JD.Com Inc DR	0.89%

Primary investment process

Index

All rates of return are shown before investment management fees or taxes have been deducted.
This fund invests primarily outside of North America.
Source: Lipper, a Refinitiv company

UNDERLYING FUND -> BlackRock CDN Emerging Markets Index Class D

Objective The BlackRock Emerging Markets Index Fund is managed to achieve a return equal to the total return of the MSCI Emerging Markets Index with net dividends reinvested on an unhedged basis.

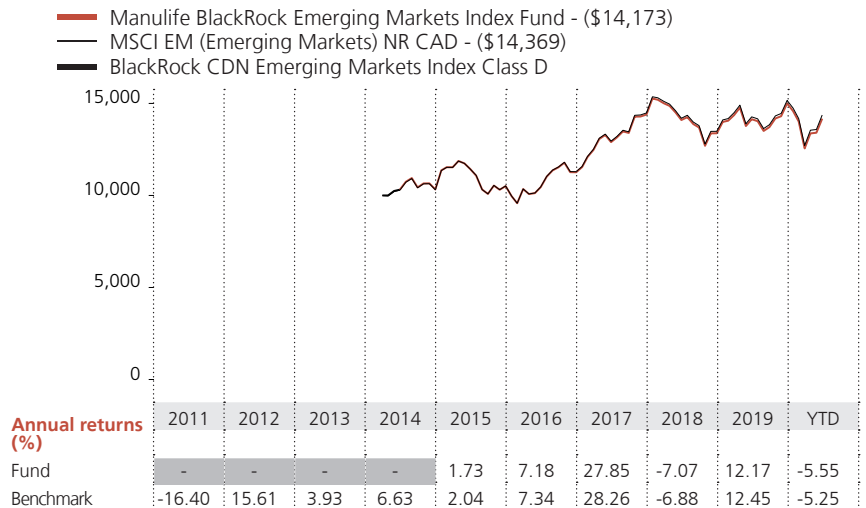
Managed by Blackrock Asset Management Canada Ltd

Fund managers BlackRock Asset Management Canada Limited

Inception date	Underlying fund	Segregated Fund
	April 2014	June 2014
Total assets	\$323.9 million	\$35.1 million
Operating expense (2018)	0.19%	0.03%

Overall past performance

This graph shows how a \$10,000 investment in this fund would have changed in value over time, based on gross returns. **Gross rates of return are shown before investment management fees have been deducted.** The shaded returns represent the underlying fund returns prior to the Manulife Fund's inception date.



Annualized compound returns (As at June 30, 2020)

This table shows the historical annual compound total return of the fund compared with the benchmark, as outlined in the investment objective below.

	3 mo (%)	1 year (%)	2 year (%)	3 year (%)	5 year (%)	10 year (%)
Fund	12.88	0.22	0.26	3.18	4.37	-
Benchmark	12.99	0.69	0.62	3.52	4.66	5.86

Investment objective

Over the long term, the Fund strives to outperform the MSCI EM (\$ Cdn) Index.