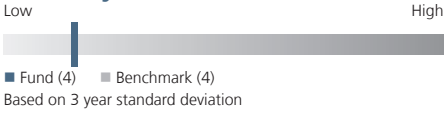


Volatility meter



FIXED INCOME

Code 4662 / STGBF


Manulife MIM Short-Term Liability Government Bond Fund

How the underlying fund is invested

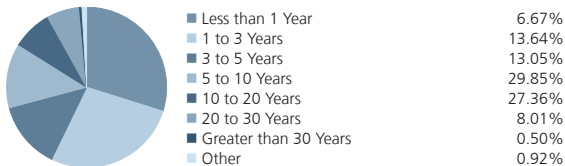
Composition



Bond type



Bond term



Top holdings within the underlying fund

(As at June 30, 2020)

Government of Quebec 5.750% 01-Dec-2036	5.05%
Ontario 7.600% 02-Jun-2027	4.95%
Ontario 6.500% 08-Mar-2029	3.26%
Ontario 2.300% 08-Sep-2024	3.16%
Newfoundland 1.950% 02-Jun-2022	3.08%
Ontario 5.850% 08-Mar-2033	2.72%
British Columbia 5.700% 18-Jun-2029	2.68%
Government of Quebec 3.500% 01-Dec-2022	2.41%
Government of Quebec 6.250% 01-Jun-2032	2.31%
Ontario 5.600% 02-Jun-2035	2.28%

UNDERLYING FUND -> Manulife Investment Management Short-Term Liability Government Bond Pooled Fund

Objective The Manulife Asset Management Short-Term Liability Government Bond Fund is managed to provide returns that closely track the returns of the SLI Short-Term Liability Provincial Bond Benchmark by investing primarily in Canadian dollar denominated provincial and provincially guaranteed fixed income securities.

Managed by Manulife Investment Management Ltd

Fund managers Standard Life Investments Inc.

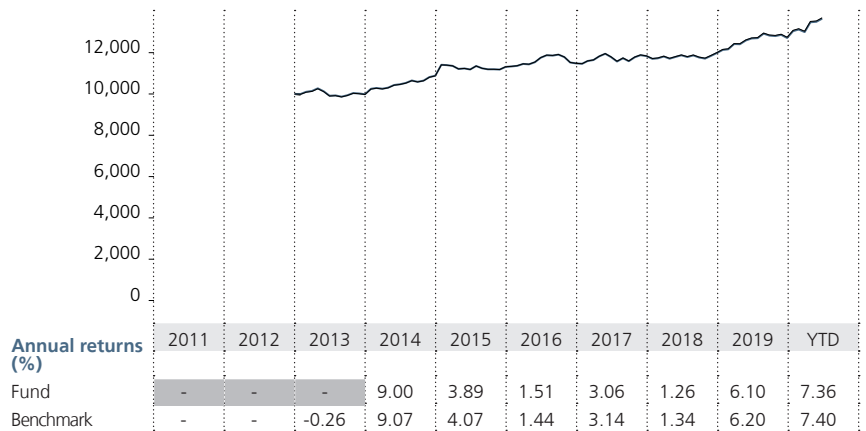
Duration 7.40

	Underlying fund	Segregated Fund
Inception date	January 2013	January 2013
Total assets	\$200.1 million	\$66.6 million
Operating expense (2018)	0.04%	0.03%

Overall past performance

This graph shows how a \$10,000 investment in this fund would have changed in value over time, based on gross returns. **Gross rates of return are shown before investment management fees have been deducted.** The shaded returns represent the underlying fund returns prior to the Manulife Fund's inception date.

- Manulife MIM Short-Term Liability Government Bond Fund - (\$13,648)
- SLI Short-Term Liability Prov Bond BM - (\$13,690)
- Manulife Investment Management Short-Term Liability Government Bond Pooled Fund



Annualized compound returns (As at June 30, 2020)

This table shows the historical annual compound total return of the fund compared with the benchmark, as outlined in the investment objective below.

	3 mo (%)	1 year (%)	2 year (%)	3 year (%)	5 year (%)	10 year (%)
Fund	5.00	7.53	7.20	5.00	4.05	-
Benchmark	5.01	7.66	7.29	5.08	4.12	-

Investment objective

Over the long term, the Fund is expected to outperform the FTSE TMX Short-Term Bond Index.

Note: All rates of return are shown before investment management fees or taxes have been deducted.

The rate of return is used only to illustrate the effects of the compound growth rate and is not intended to reflect the future values or returns in the Fund. Operating expenses are the costs of operating and maintaining a fund, and include items such as legal, audit, trustee, custodial, and fund valuation fees. Operating expenses are incurred by the Segregated Fund and by the Underlying Fund (if applicable). Manulife's segregated fund operating expenses are included in the Investment Management Fees.

Source: Lipper, a Refinitiv company

