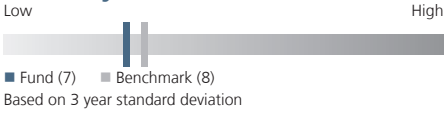


### Volatility meter



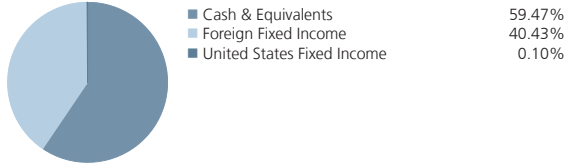
GLOBAL FIXED INCOME

Code 4504 / GBTEM


## Manulife Global Bond Fund (Templeton)

### How the underlying fund is invested

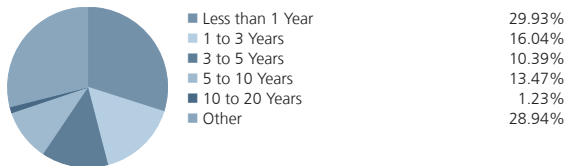
#### Composition



#### Bond type



#### Bond term



#### Top holdings within the underlying fund

(As at June 30, 2019)

Fed Home Loan Bk	0.000%	01-Jul-2019	7.94%
US Treasury	0.000%	10-Oct-2019	4.63%
US Treasury	0.000%	19-Dec-2019	4.61%
South Korea	1.375%	10-Sep-2021	3.49%
Indonesia	8.375%	15-Mar-2024	3.47%
India	9.150%	14-Nov-2024	2.65%
Brazil	10.000%	01-Jan-2027	2.64%
Brazil	10.000%	01-Jan-2021	2.14%
South Korea	4.250%	10-Jun-2021	2.12%
Brazil	10.000%	01-Jan-2023	1.92%

#### Target duration and credit quality

0-5 years	5-10 years	10 + years	AAA and AA
	●		A and BBB
			below BBB

All rates of return are shown before investment management fees or taxes have been deducted.  
 This fund invests primarily outside of North America.  
 Source: Lipper, a Thomson Reuters company

### UNDERLYING FUND -> Templeton Global Bond Fund

**Objective** The Templeton Global Bond Fund aims to achieve high current income with capital appreciation by investing primarily in fixed income securities and preferred shares issued around the world.

**Managed by** Franklin Advisers Inc

**Fund managers** Michael Hasenstab, Sonal Desai

**Duration** 2.05

**Inception date**

**Underlying fund**

June 2001

**Segregated Fund**

September 2012

**Total assets**

\$1,736.8 million

**Operating expense (2018)**

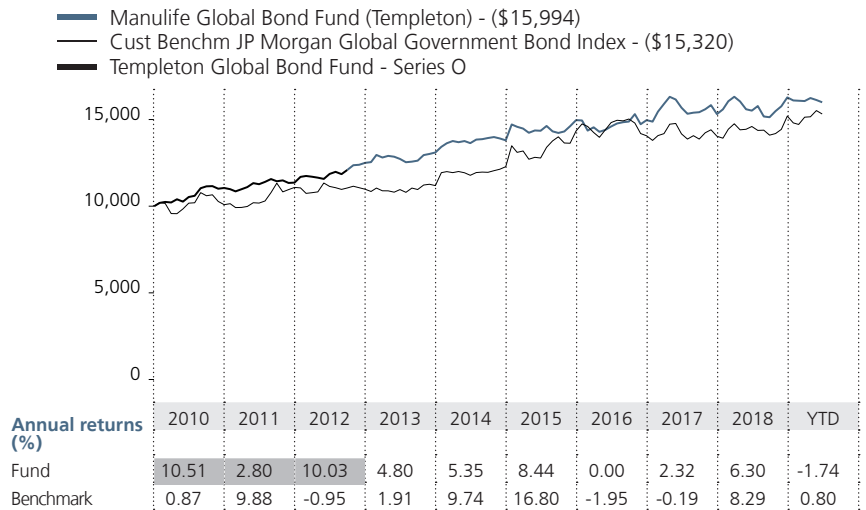
0.00%

\$39.9 million

0.03%

### Overall past performance

This graph shows how a \$10,000 investment in this fund would have changed in value over time, based on gross returns. **Gross rates of return are shown before investment management fees have been deducted.** The shaded returns represent the underlying fund returns prior to the Manulife Fund's inception date.



### Annualized compound returns (As at June 30, 2019)

This table shows the historical annual compound total return of the fund compared with the benchmark, as outlined in the rate of return expectation below.

	3 mo (%)	1 year (%)	2 year (%)	3 year (%)	5 year (%)	10 year (%)
Fund	-0.45	3.09	0.99	3.08	3.24	-
Benchmark	1.22	4.94	3.97	1.10	5.39	3.69

### Investment objective

The Fund seeks to provide higher returns with lower volatility relative to the JP Morgan Global Government Bond Index (CDN\$) over a market cycle, usually a period of three to five years.

