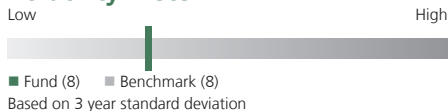


Volatility meter



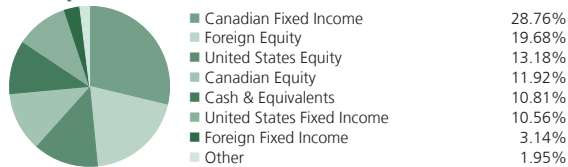
BALANCED

Code 2287 / BGPFR

Manulife Russell LifePoints Balanced Growth Portfolio Fund

How the underlying fund is invested

Composition



Geographic split



Top holdings within the underlying fund

(As at June 30, 2020)

Russell Inv Canadian Fixed Income Series B	32.81%
Russell Inv Canadian Equity Pool Series O	6.88%
Russell Inv Glo Unconstrain Bond Pool Series O	6.01%
Russell Inv Global Credit Pool Sr O	6.00%
Russell Inv Global Equity Pool Series O	5.90%
Russell Inv Emerging Markets Equity PI Series O	5.08%
Russell Inv Multi-Factor Cdn Equity Pool B	4.96%
Russell Investments Overseas Equity Series B	4.92%
Russell Inv Short Term Income Pool Series O	4.08%
Russell Inv Multi-Factor US Equity Pool B	3.95%

Primary investment process

Multi-manager

Equity style and capitalization

Value	Core/Blend	Growth	
	●		Large
			Medium
			Small
			All cap

Target duration and credit quality

0-5 years	5-10 years	10 + years	
			AAA and AA
	●		A and BBB
			below BBB

Note: All rates of return are shown before investment management fees or taxes have been deducted.

The rate of return is used only to illustrate the effects of the compound growth rate and is not intended to reflect the future values or returns in the Fund. Operating expenses are the costs of operating and maintaining a fund, and include items such as legal, audit, trustee, custodial, and fund valuation fees. Operating expenses are incurred by the Segregated Fund and by the Underlying Fund (if applicable). Manulife's segregated fund operating expenses are included in the Investment Management Fees.

Source: Lipper, a Refinitiv company

UNDERLYING FUND -> Russell LifePoints Balanced Growth Portfolio - O

Objective The Russell LifePoints Balanced Growth Portfolio Fund is managed to provide long-term capital growth with some income, primarily through exposure to Canadian and foreign equity securities and, to a lesser extent, exposure to Canadian fixed income investments.

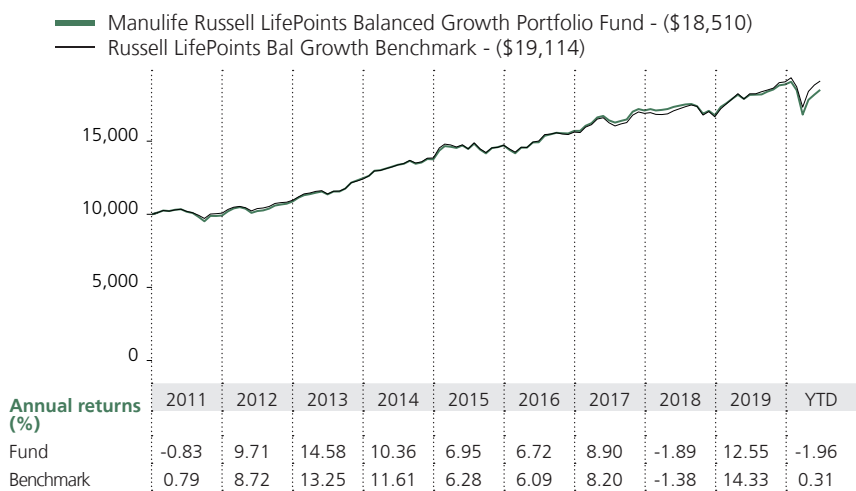
Managed by Russell Investments Canada Limited

Fund managers Russell Investments Canada Ltd.

	Underlying fund	Segregated Fund
Inception date	August 2000	June 2000
Total assets	\$461.2 million	\$31.8 million
Operating expense (2018)	0.19%	0.03%

Overall past performance

This graph shows how a \$10,000 investment in this fund would have changed in value over time, based on gross returns. **Gross rates of return are shown before investment management fees have been deducted.**



Annualized compound returns (As at June 30, 2020)

This table shows the historical annual compound total return of the fund compared with the benchmark, as outlined in the investment objective below.

	3 mo (%)	1 year (%)	2 year (%)	3 year (%)	5 year (%)	10 year (%)
Fund	10.07	1.90	3.06	4.06	5.05	7.76
Benchmark	10.35	4.79	5.37	5.54	5.72	7.83

Investment objective

The fund's performance is benchmarked against a blend of:

- 21.5% S&P/TSX Capped Composite Index
- 35.5% Russell Developed Large Cap Index Net
- 38.0% FTSE TMX Canada Universe Bond
- 3.0% BofA Merrill Lynch Global High Yield Bond Index Hedged (CAD)
- 2.0% JP Morgan EMBI Global Diversified Index Hedged (CAD)