

Distribution of Assets Report

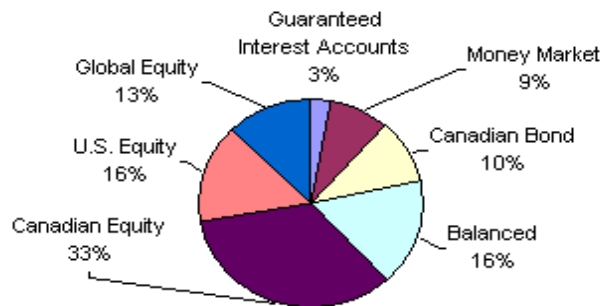
ABC Company Inc.
Registered Retirement Savings Plan
Members included: Active members only

Policy number: 22222222

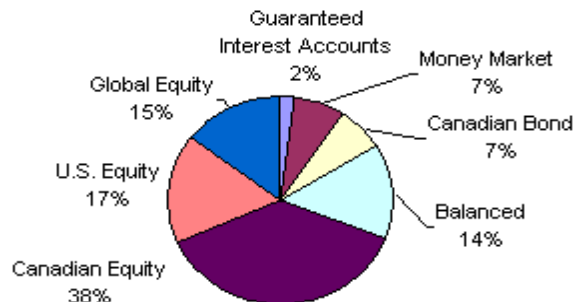
Distribution of assets - by asset class

Asset class	As of Dec. 31, 2006	As of Dec. 31, 2007
Guaranteed Interest Accounts	\$300,000.00	\$450,000.00
Money Market	\$1,000,000.00	\$1,350,000.00
Canadian Bond	\$950,000.00	\$1,500,000.00
Balanced	\$1,950,000.00	\$2,400,000.00
Canadian Equity	\$5,000,000.00	\$5,100,000.00
U.S. Equity	\$2,300,000.00	\$2,325,000.00
Global Equity	\$2,000,000.00	\$1,875,000.00
Total assets	\$13,500,000.00	\$15,000,000.00

As of Dec. 31, 2007



As of Dec. 31, 2006



Please note

This report is intended to be used for informational purposes only. The information presented in this report represents a period of time specified by you. It has been extracted from Manulife's administrative system and summarized to produce this report for you. Manulife Financial is not responsible for any changes that are made to the electronic file after its been retrieved from our website. This report gives aggregate level information regarding your plan and is not intended to be used to identify individual plan members.

Distribution of Assets Report

ABC Company Inc.
Registered Retirement Savings Plan
Members included: Active members only

Policy number: 22222222

Distribution of assets - by asset class and investment

Asset class	As of Dec. 31, 2006	As of Dec. 31, 2007
Guaranteed Interest Accounts		
■ 1000 Manulife Daily Interest	\$100,000.00	\$250,000.00
■ 1005 Manulife 5 Year GIA	\$200,000.00	\$200,000.00
	\$300,000.00	\$450,000.00
Money Market		
■ 3132 Canadian Money Market	\$1,000,000.00	\$1,350,000.00
	\$1,000,000.00	\$1,350,000.00
Canadian Bond		
■ 4161 Manulife MB Fixed Income	\$950,000.00	\$1,500,000.00
	\$950,000.00	\$1,500,000.00
Balanced		
■ 5161 Manulife MB Balanced Growth	\$950,000.00	\$1,400,000.00
■ 5241 Manulife JF Balanced	\$1,000,000.00	\$1,000,000.00
	\$1,950,000.00	\$2,400,000.00
Canadian Equity		
■ 7161 MLI MB CDN Equity Growth	\$2,000,000.00	\$3,100,000.00
■ 7241 Manulife JF Canadian Equity	\$3,000,000.00	\$2,000,000.00
	\$5,000,000.00	\$5,100,000.00
U.S. Equity		
■ 8191 Manulife U.S. Equity Fund	\$2,300,000.00	\$2,325,000.00
	\$2,300,000.00	\$2,325,000.00
Global Equity		
■ 8161 Manulife MB Global Equity	\$500,000.00	\$875,000.00
■ 8181 Manulife Trimark	\$1,500,000.00	\$1,000,000.00
	\$2,000,000.00	\$1,875,000.00
Total assets	\$13,500,000.00	\$15,000,000.00

Please note

This report is intended to be used for informational purposes only. The information presented in this report represents a period of time specified by you. It has been extracted from Manulife's administrative system and summarized to produce this report for you. Manulife Financial is not responsible for any changes that are made to the electronic file after it has been retrieved from our website. This report gives aggregate level information regarding your plan and is not intended to be used to identify individual plan members.

Distribution of Assets Report

ABC Company Inc.
Registered Retirement Savings Plan
Members included: Active members only

Policy number: 22222222

Distribution of assets - by asset class & member age

As of Dec. 31, 2007

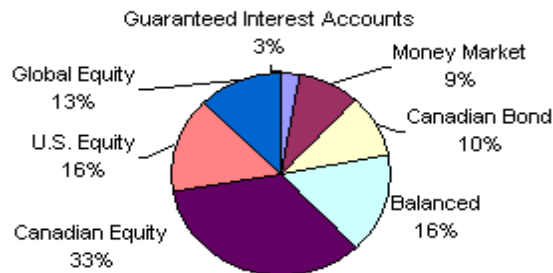
NOTE - The age ranges used for this report may change when this report is requested for different report dates. The ranges used will be broader when there are less than 5 members in any age groups.

The youngest age category includes any members that we do not have a date of birth for.

Ages 29 and under

Number of active members = 1,100

Asset class	As of Dec. 31, 2007
Guaranteed Interest Accounts	\$90,000.00
Money Market	270,000.00
Canadian Bond	300,000.00
Balanced	480,000.00
Canadian Equity	1,020,000.00
U.S. Equity	465,000.00
Global Equity	375,000.00
Total assets	\$3,000,000.00



Please note

This report is intended to be used for informational purposes only. The information presented in this report represents a period of time specified by you. It has been extracted from Manulife's administrative system and summarized to produce this report for you. Manulife Financial is not responsible for any changes that are made to the electronic file after its been retrieved from our website. This report gives aggregate level information regarding your plan and is not intended to be used to identify individual plan members.

Distribution of Assets Report

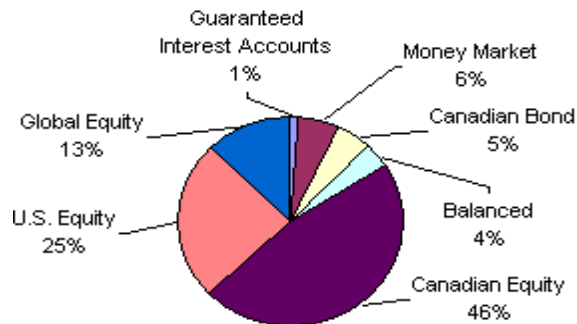
ABC Company Inc.
 Registered Retirement Savings Plan
 Members included: Active members only

Policy number: 22222222

Ages 30-39

Number of active members = 400

Asset class	As of Dec. 31, 2007
Guaranteed Interest Accounts	\$50,000.00
Money Market	250,000.00
Canadian Bond	200,000.00
Balanced	150,000.00
Canadian Equity	1,850,000.00
U.S. Equity	1,000,000.00
Global Equity	500,000.00
Total assets	\$4,000,000.00



Please note

This report is intended to be used for informational purposes only. The information presented in this report represents a period of time specified by you. It has been extracted from Manulife's administrative system and summarized to produce this report for you. Manulife Financial is not responsible for any changes that are made to the electronic file after its been retrieved from our website. This report gives aggregate level information regarding your plan and is not intended to be used to identify individual plan members.

Distribution of Assets Report

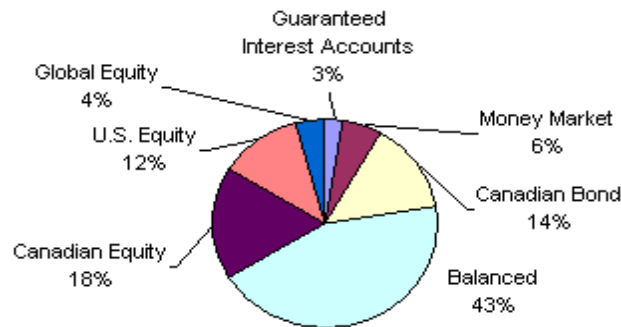
ABC Company Inc.
 Registered Retirement Savings Plan
 Members included: Active members only

Policy number: 22222222

Ages 40-49

Number of active members = 224

Asset class	As of Dec. 31, 2007
Guaranteed Interest Accounts	\$100,000.00
Money Market	200,000.00
Canadian Bond	500,000.00
Balanced	1,500,000.00
Canadian Equity	625,000.00
U.S. Equity	425,000.00
Global Equity	150,000.00
Total assets	\$3,500,000.00



Please note

This report is intended to be used for informational purposes only. The information presented in this report represents a period of time specified by you. It has been extracted from Manulife's administrative system and summarized to produce this report for you. Manulife Financial is not responsible for any changes that are made to the electronic file after its been retrieved from our website. This report gives aggregate level information regarding your plan and is not intended to be used to identify individual plan members.

Distribution of Assets Report

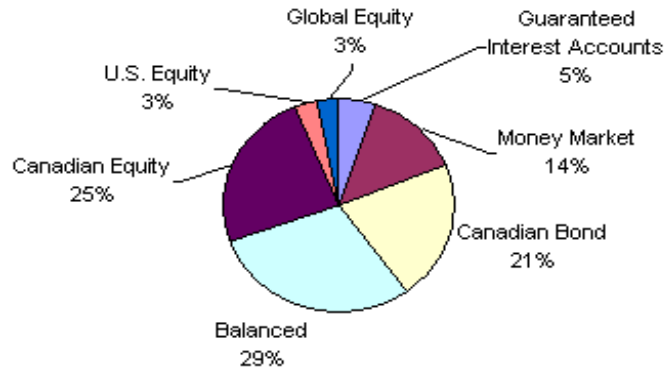
ABC Company Inc.
 Registered Retirement Savings Plan
 Members included: Active members only

Policy number: 22222222

Ages 50-59

Number of active members = 304

Asset class	As of Dec. 31, 2007
Guaranteed Interest Accounts	\$150,000.00
Money Market	375,000.00
Canadian Bond	575,000.00
Balanced	800,000.00
Canadian Equity	680,000.00
U.S. Equity	95,000.00
Global Equity	75,000.00
Total assets	\$2,750,000.00



Please note

This report is intended to be used for informational purposes only. The information presented in this report represents a period of time specified by you. It has been extracted from Manulife's administrative system and summarized to produce this report for you. Manulife Financial is not responsible for any changes that are made to the electronic file after its been retrieved from our website. This report gives aggregate level information regarding your plan and is not intended to be used to identify individual plan members.

Distribution of Assets Report

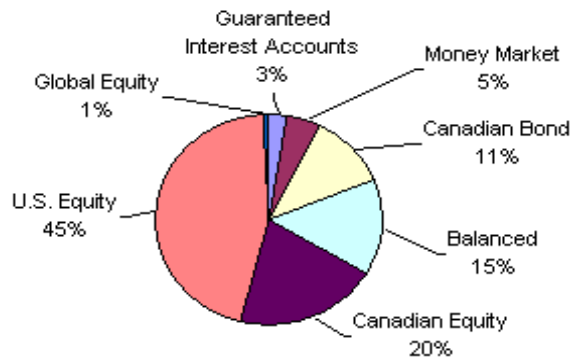
ABC Company Inc.
 Registered Retirement Savings Plan
 Members included: Active members only

Policy number: 22222222

Ages 60+

Number of active members = 32

Asset class	As of Dec. 31, 2007
Guaranteed Interest Accounts	\$50,000.00
Money Market	85,000.00
Canadian Bond	200,000.00
Balanced	255,000.00
Canadian Equity	350,000.00
U.S. Equity	800,000.00
Global Equity	10,000.00
Total assets	\$1,750,000.00



Please note

This report is intended to be used for informational purposes only. The information presented in this report represents a period of time specified by you. It has been extracted from Manulife's administrative system and summarized to produce this report for you. Manulife Financial is not responsible for any changes that are made to the electronic file after its been retrieved from our website. This report gives aggregate level information regarding your plan and is not intended to be used to identify individual plan members.